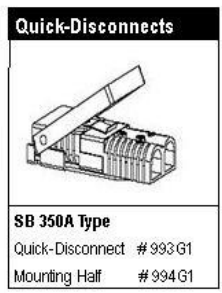
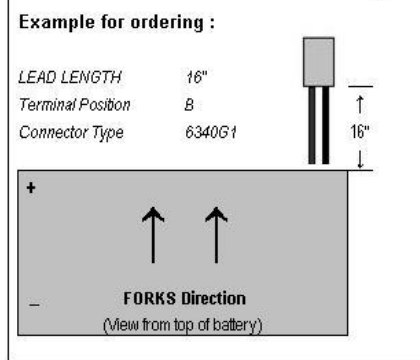
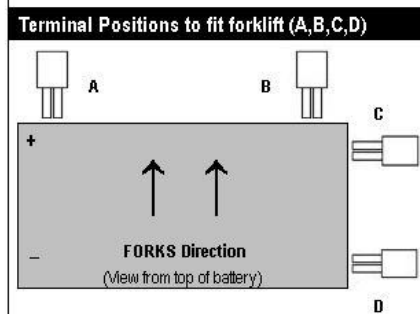


Plate Size	(H) HEIGHT measured to highest points and	point including lifting cover assemblies
45A	15 5/8 "	no cover
	16 5/8 "	with cover
55A	18 1/4 "	no cover
	18 3/4 "	with cover
75A 85A	22 5/8 "	no cover
	23 3/4 "	with cover
100A	25 5/8 "	no cover
	26 1/4 "	with cover
125A	30 1/4 "	no cover
	31 "	with cover

SB (Standard Connectors)

<p>3 1/8 (L) x 2 1/8 (W) x 1" (D)</p>	SB 175	
	Grey #325 G1	
	Blue #326 G1	
	Orange #327 G1	
	Yellow #328 G1	
<p>4 1/4 (L) x 2 7/8 (W) x 1 3/8" (D)</p>	SB 350A Type	
	Grey #320 G1	
	Blue #321 G1	
	Red #322 G1	
	Yellow #323 G1	



SBX Type (Auxiliary Port)

<p>3 1/8 (L) x 2 1/8 (W) x 1" (D)</p>	SBX 175A Type	
	Grey #370 G1	
	Blue #371 G1	
	Orange #372 G1	
	Yellow #373 G1	
<p>4 1/4 (L) x 2 7/8 (W) x 1 3/8" (D)</p>	SBX 350A Type	
	Grey #340 G1	
	Blue #341 G1	
	Red #342 G1	
	Yellow #343 G1	

